

Public Speaking

Topic: My Neighborhood

Time: 30 seconds (about 5-7 sentences)

Date: Nov. 2nd (every Wednesday)

Example:

Hi my name is Kierstin Hochstim, today I am going to talk about my neighborhood.

My neighborhood is there is/are kinds of shops around my

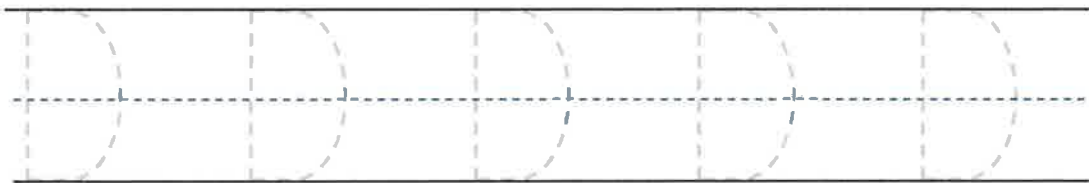
(children may write on index cards and may look at them during their speech).



Name _____

Alphabet Worksheet
Printing the Letter D

Print the letter D by tracing the upper case letters below. Follow the numbered arrows to start.



Print the letter D by tracing the lower case letters below. Follow the numbered arrows to start.





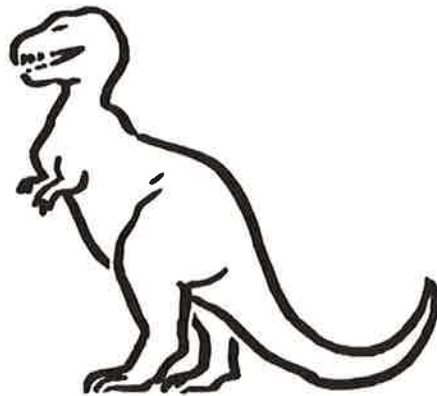
Name _____

Alphabet Worksheet
Letter Recognition

Circle the words that begin with the letter D.

doll water distance car dirty
duck table dark dog child
door Daddy horse desk tired

The letter D can have more than one sound. Circle the pictures that start with the letter D, then color them!





Name _____

Alphabet Worksheet
Printing the Letter B

Print the letter B by tracing the upper case letters below. Follow the numbered arrows to start.



Print the letter B by tracing the lower case letters below. Follow the numbered arrows to start.








Name _____

Alphabet Worksheet
Letter Recognition

Circle the words that begin with the letter B.

bicycle	house	bat	bottom	
barn	cup	zebra	beach	ant
hand	ball	basket	couch	banana

The letter B can have more than one sound. Circle the pictures that start with the letter B, then color them!





Name _____

Alphabet Worksheet

ABC Order - Missing Letters

The letters in each row are in ABC order, but they are missing a letter.
Fill in the missing letter in each row.

a	b	c		e
---	---	---	--	---

l	m		o	p
---	---	--	---	---

	r	s	t	u
--	---	---	---	---

f		h	i	j
---	--	---	---	---

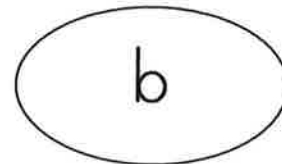

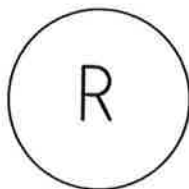
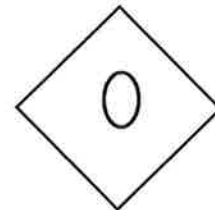
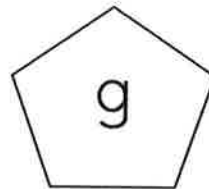
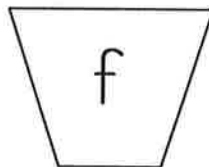

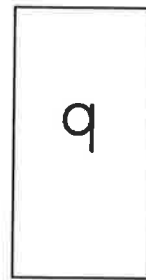
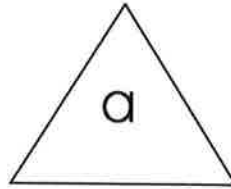


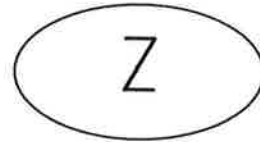


v	w	x	y	
---	---	---	---	--

Name _____

Learning Phonics Worksheet

Consonants and Vowels

Color the shapes that have consonants in them red. Color the shapes that have vowels in them blue.



Name _____

Skill: ABC order—first letter

Write the names in ABC order.

ABC



Ann 1.



Ted




Peg 2.



Matt



Bill 3.



Kim



Sue 4.




Jay

Brainwork! Write the names of the people in your family in ABC order.

Name _____

Skill: ABC order—first letter



Write the words in ABC order to make a sentence.

1. eat Cats fish

2. fly can Birds

3. Dogs meat eat

4. monkeys like I

5. sing birds All

Brainwork! Write your 3 favorite foods in ABC order.



Name _____

Number Worksheet

Count to Twenty Five (25)

Practice counting to twenty (25) by filling in the missing numbers below.

	2			
6			9	
		13		
	17			
21			24	

Math Worksheets
Addition Worksheet

Add the two numbers together in each group and write the answer below the line.

$$\begin{array}{r} 4 \\ + 8 \\ \hline \end{array}$$

$$\begin{array}{r} 3 \\ + 0 \\ \hline \end{array}$$

$$\begin{array}{r} 7 \\ + 7 \\ \hline \end{array}$$

$$\begin{array}{r} 4 \\ + 0 \\ \hline \end{array}$$

$$\begin{array}{r} 5 \\ + 6 \\ \hline \end{array}$$

$$\begin{array}{r} 6 \\ + 4 \\ \hline \end{array}$$

$$\begin{array}{r} 4 \\ + 7 \\ \hline \end{array}$$

$$\begin{array}{r} 0 \\ + 8 \\ \hline \end{array}$$

$$\begin{array}{r} 4 \\ + 1 \\ \hline \end{array}$$

$$\begin{array}{r} 7 \\ + 9 \\ \hline \end{array}$$

$$\begin{array}{r} 1 \\ + 0 \\ \hline \end{array}$$

$$\begin{array}{r} 5 \\ + 7 \\ \hline \end{array}$$

$$\begin{array}{r} 8 \\ + 8 \\ \hline \end{array}$$

$$\begin{array}{r} 3 \\ + 8 \\ \hline \end{array}$$

$$\begin{array}{r} 9 \\ + 5 \\ \hline \end{array}$$

$$\begin{array}{r} 2 \\ + 0 \\ \hline \end{array}$$


$$\begin{array}{r} 5 \\ + 2 \\ \hline \end{array}$$

$$\begin{array}{r} 1 \\ + 2 \\ \hline \end{array}$$

$$\begin{array}{r} 7 \\ + 6 \\ \hline \end{array}$$

$$\begin{array}{r} 3 \\ + 4 \\ \hline \end{array}$$

Busy Bees



A.

$\begin{array}{r} 9 \\ -5 \\ \hline \end{array}$	$\begin{array}{r} 8 \\ -3 \\ \hline \end{array}$	$\begin{array}{r} 10 \\ -1 \\ \hline \end{array}$
--	--	---

B.

$\begin{array}{r} 9 \\ -0 \\ \hline \end{array}$	$\begin{array}{r} 10 \\ -6 \\ \hline \end{array}$	$\begin{array}{r} 6 \\ -2 \\ \hline \end{array}$
--	---	--

C.

$\begin{array}{r} 7 \\ -2 \\ \hline \end{array}$	$\begin{array}{r} 9 \\ -3 \\ \hline \end{array}$	$\begin{array}{r} 9 \\ -1 \\ \hline \end{array}$	$\begin{array}{r} 10 \\ -4 \\ \hline \end{array}$	$\begin{array}{r} 8 \\ -6 \\ \hline \end{array}$	$\begin{array}{r} 7 \\ -4 \\ \hline \end{array}$
--	--	--	---	--	--

D.

$\begin{array}{r} 10 \\ -5 \\ \hline \end{array}$	$\begin{array}{r} 9 \\ -2 \\ \hline \end{array}$	$\begin{array}{r} 8 \\ -5 \\ \hline \end{array}$	$\begin{array}{r} 10 \\ -2 \\ \hline \end{array}$	$\begin{array}{r} 9 \\ -8 \\ \hline \end{array}$	$\begin{array}{r} 6 \\ -0 \\ \hline \end{array}$
---	--	--	---	--	--

E.

$\begin{array}{r} 7 \\ -6 \\ \hline \end{array}$	$\begin{array}{r} 6 \\ -3 \\ \hline \end{array}$	$\begin{array}{r} 9 \\ -4 \\ \hline \end{array}$	$\begin{array}{r} 9 \\ -9 \\ \hline \end{array}$	$\begin{array}{r} 8 \\ -1 \\ \hline \end{array}$	$\begin{array}{r} 10 \\ -8 \\ \hline \end{array}$
--	--	--	--	--	---

F.

$\begin{array}{r} 9 \\ -7 \\ \hline \end{array}$	$\begin{array}{r} 10 \\ -7 \\ \hline \end{array}$	$\begin{array}{r} 10 \\ -3 \\ \hline \end{array}$	$\begin{array}{r} 9 \\ -6 \\ \hline \end{array}$	$\begin{array}{r} 10 \\ -9 \\ \hline \end{array}$	$\begin{array}{r} 7 \\ -5 \\ \hline \end{array}$
--	---	---	--	---	--