



November 12, 2013

Dear Parents,

This month we will be learning about our family heritage. For homework the children will construct (with your help) a family tree. I will supplied the parts of the tree. Your child should cut out the parts themselves. You may either place pictures with the names underneath or if no pic's available, write the names of your family members on the apples. **The apples should start with your child at the center with his/her siblings. On the opposite sides place mom and dad and work up from there as far as you can go filling in the apples with grandparents, great grandparents, etc.** We understand that the "family" is defined differently for the individual children in our classroom. Please be sensitive by being sure to include everyone that your child considers family, divorced or deceased parents as well as birth parents and extended family.

Please take the time to share a little about each person on the family tree with your child. Tell your child where a particular person on the tree may have come from. See if you could find the place on the internet. Talk about traditions, celebrations, or observances grandparents and great-grandparents may have taken part of. Talk about the traditions you have kept and new traditions you have made. Discuss their importance to you and what makes them so special to you.

Please feel free to ask Ms. Noemy or myself if you have any questions on the homework. Your child is free to be creative in decorating and personalizing their tree. They may add birds, flowers, nest, bees, or use crayons glitter stickers, etc. they can even add the family pet or paw print at the bottom of the tree.

**This part of homework will be due on Monday, November 18<sup>th</sup>. Remember this is a family project, please take your time and enjoy!**

Thank you,  
Ms. Sue


# The Alligator

The alligator lives near water.

He has a long brown tail.

The tail helps him swim.

He likes to eat fish.





Please write using a sentence.

1. Where does the alligator live?

---

---

---

2. What is long?

---

---

---

3. What color is his tail?

---

---

---

4. How does his tail help him?

---

---

---

---

---

5. What does he like to eat?

---

---

---

6. Would you like a pet alligator?

---

---

---

# Telling Sentences

A **period** is used at the end of a sentence that tells you something.



Put a . at the end of the sentences.

1. I am Jim .
2. My sister is Ann
3. We can go to the park
4. It will be fun
5. We will see lions
6. We will see monkeys
7. Then we can eat ice cream

Name \_\_\_\_\_

# Banners High

Find the sums by regrouping. Then color the flags by their sums.

20 to 39 purple	40 to 59 yellow	60 to 79 red	80 to 99 blue
--------------------	--------------------	-----------------	------------------

58  
+ 13

23  
+ 17

64  
+ 29

15  
+ 15

44  
+ 9

57  
+ 37

27  
+ 6

46  
+ 28

45  
+ 49

18  
+ 19



38  
+ 38

36  
+ 16

Name \_\_\_\_\_


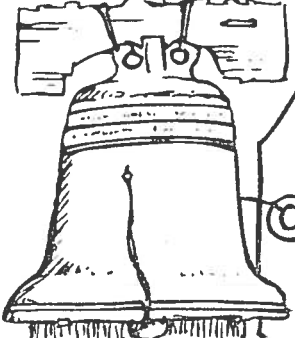
# The Souvenir Shop

Count the coins to find the cost of each souvenir. Write the price on the tag.



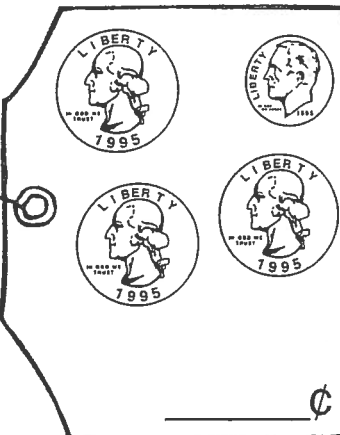

Washington Monument

\_\_\_\_\_ ¢



Liberty Bell

\_\_\_\_\_ ¢





St. Louis Gateway Arch

\_\_\_\_\_ ¢





Yellowstone Park

\_\_\_\_\_ ¢



Niagara Falls

\_\_\_\_\_ ¢



Seattle Space Needle

\_\_\_\_\_ ¢