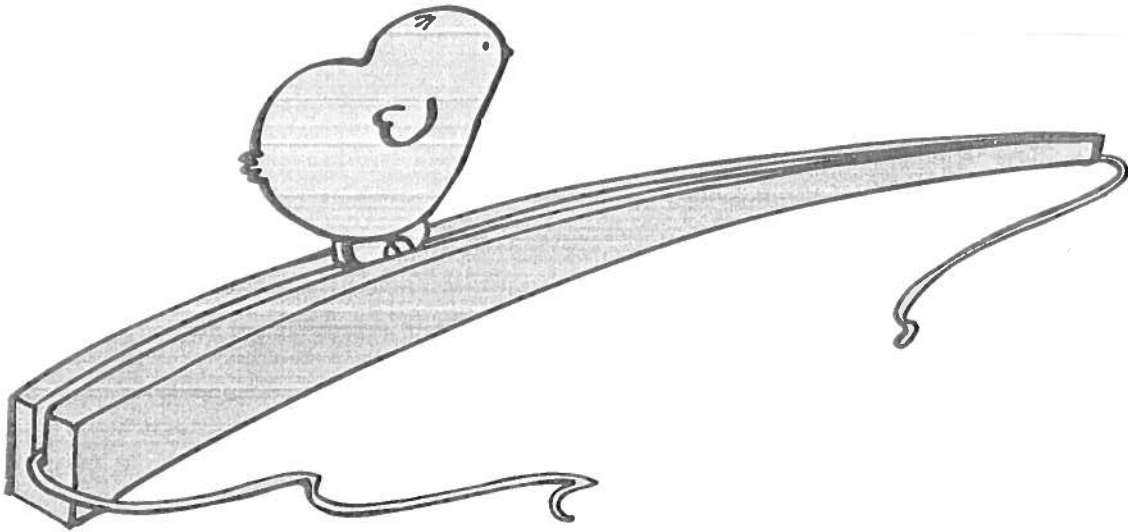


▶ Read the story.

## Nick's Chick



Nick was sick.

He had to stay in bed.

Mom got Nick a trick chick on a stick.

The chick went “click, click, click”  
as it ran up and down the stick.

The funny chick made Nick feel better.

▶ Circle the words in the story that are in the **-ick** family.

# Word Family—ick

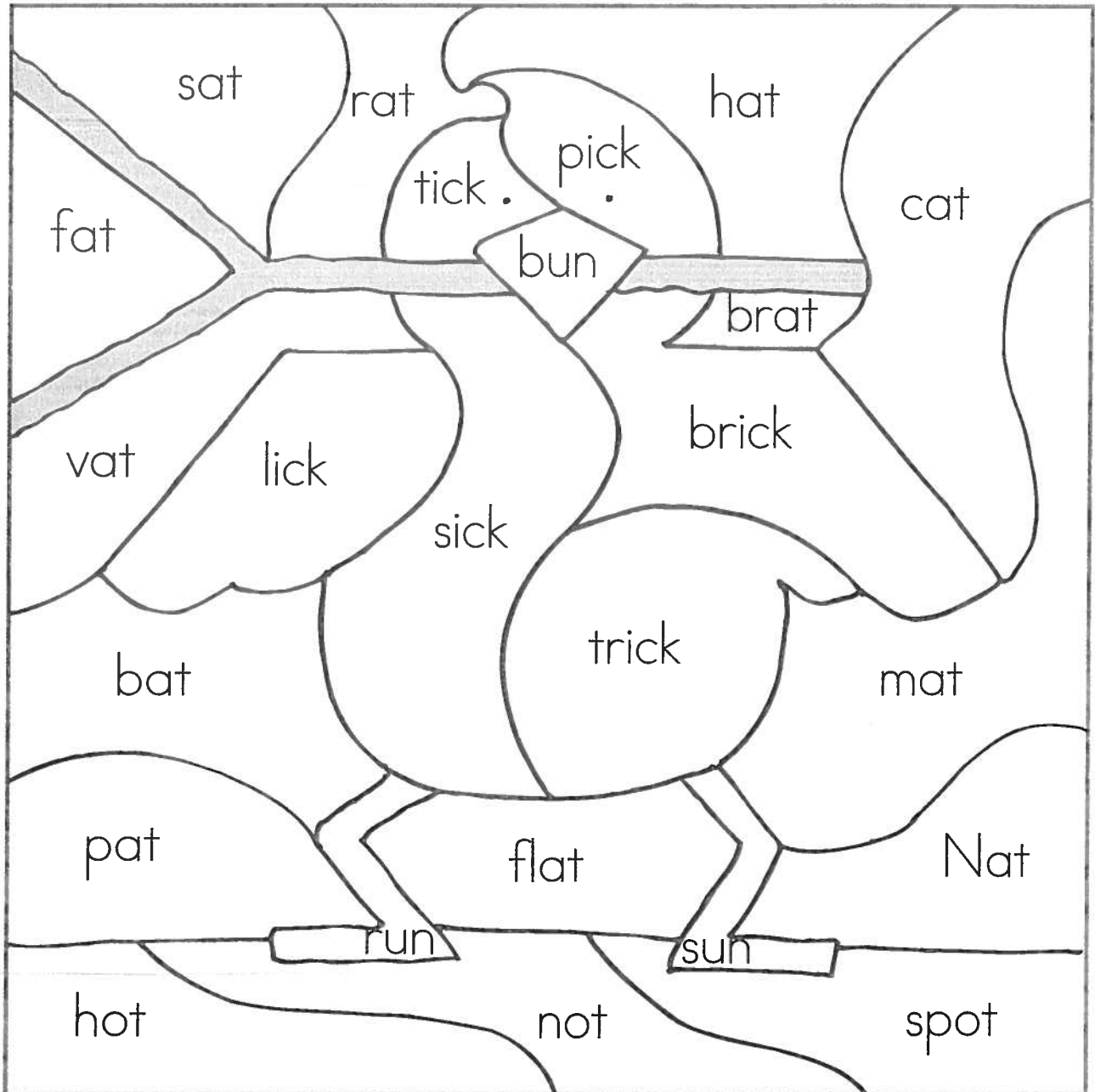
Color to find the answer to the puzzle. The word ending tells you the color.

yellow —ick

blue —at

green —ot

orange —un



What did you discover in the puzzle? \_\_\_\_\_

## Action Verbs

**An action verb is a word that shows what someone or something is doing.**

Examples: Mary sleeps on the couch.

Jason's best friend thinks of a plan.

Ken and his mother cook dinner.

**Circle the action verb in each sentence below.**

1. Sal listens to his favorite song.
2. Craig hits the baseball over the fence.
3. The little pig grunts.
4. The roof of the house leaks.
5. The hunter searches for a deer.
6. Dr. Gold examines his patient.
7. The bluebird in the tree sings beautifully.
8. The football team dashes out of the locker room.
9. Paul reads *The Adventures of Tom Sawyer*.
10. Mrs. Gray buys a roll of paper towels at the store.
11. Judy solves the mystery.
12. Harold finds a purple crayon.





## Action Verbs


Tell whether each word is an action verb or noun. Write the words action verb next to each action verb. Write the word noun next to each noun.

- |                   |                      |
|-------------------|----------------------|
| 13. swims _____   | 20. basketball _____ |
| 14. thinks _____  | 21. plays _____      |
| 15. sneezes _____ | 22. relaxes _____    |
| 16. clock _____   | 23. grass _____      |
| 17. tooth _____   | 24. game _____       |
| 18. drives _____  | 25. writes _____     |
| 19. takes _____   |                      |

Write a sentence with an action verb to describe each picture. Underline the action verb.

26.  \_\_\_\_\_  
 \_\_\_\_\_

27.  \_\_\_\_\_  
 \_\_\_\_\_

28.  \_\_\_\_\_  
 \_\_\_\_\_

Name: \_\_\_\_\_

## Alien Adjectives

Circle the adjective in each sentence. Then, tell what noun the adjective is describing.

Example: The green alien walked out of the spaceship.

The adjective green describes the alien.

1. The shiny spaceship landed in my yard.

The adjective \_\_\_\_\_ describes \_\_\_\_\_.

2. An alien with big eyes walked out of the ship.

The adjective \_\_\_\_\_ describes \_\_\_\_\_.

3. It waved its tiny hand in the air.

The adjective \_\_\_\_\_ describes \_\_\_\_\_.

4. The alien said, "Earth is such a beautiful planet."

The adjective \_\_\_\_\_ describes \_\_\_\_\_.

5. A brown rabbit hopped into the yard and scared the alien.

The adjective \_\_\_\_\_ describes \_\_\_\_\_.


6. The frightened alien ran back into its spaceship and blasted off.

The adjective \_\_\_\_\_ describes \_\_\_\_\_.

Name \_\_\_\_\_


Telling time—15, 30,  
and 45 minutes

# Matching Times




Draw a line from each clock to the correct digital time.

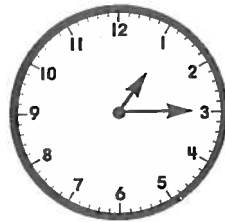
A.




B.




C.



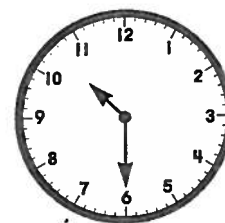
D.




E.




F.



G.




H.



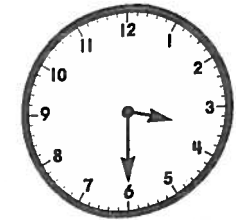
I.



J.



K.




L.



# Let's Trade

Add the ones.  
Regroup.  
Add the tens.



**A.**

tens	ones
2	3
+4	7
7	0

tens	ones
4	3
+2	9

tens	ones
1	8
+1	6

tens	ones
2	5
+2	5

tens	ones
4	8
+	4

**B.**

tens	ones
5	8
+1	5

tens	ones
1	4
+6	7

tens	ones
3	9
+5	1

tens	ones
4	8
+1	5

tens	ones
1	9
+2	6

**C.**

tens	ones
2	7
+3	5

tens	ones
3	6
+3	6

tens	ones
5	5
+1	6

tens	ones
6	4
+1	9

tens	ones
7	3
+1	7

**D.**

tens	ones
8	5
+	9

tens	ones
7	8
+1	8

tens	ones
6	7
+2	3

tens	ones
2	4
+5	9

tens	ones
3	3
+2	8

# What's in the Box?

Add or subtract.

A.

Add 3	
4	7
3	
7	
6	



Add 7	
3	
1	
0	
2	

Subtract 1	
5	
7	
6	
4	

B.

Subtract 4	
8	
6	
4	
10	

Add 5	
3	
5	
4	
2	



Subtract 2	
5	
7	
8	
6	

C.

Add 6	
0	
3	
1	
4	



Subtract 3	
6	
8	
7	
10	

Add 2	
4	
8	
7	
6	

D.

Subtract 6	
10	
8	
7	
9	




Add 4	
4	
6	
5	
3	

Subtract 5	
6	
9	
10	
7	




# Piggy Bank


Count each group of coins. Write the amount.

A.  \_\_\_\_\_ ¢


A piggy bank containing 6 pennies arranged in two rows of three.

B.  \_\_\_\_\_ ¢

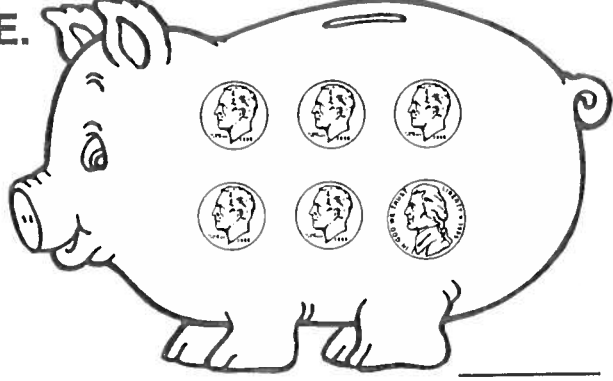
A piggy bank containing 6 nickels arranged in two rows of three.

C.  \_\_\_\_\_ ¢


A piggy bank containing 6 dimes arranged in two rows of three.

D.  \_\_\_\_\_ ¢


A piggy bank containing 4 nickels in the top row and 2 pennies in the bottom row.

E.  \_\_\_\_\_ ¢


A piggy bank containing 3 nickels in the top row and 3 dimes in the bottom row.

F.  \_\_\_\_\_ ¢

A piggy bank containing 3 nickels in the top row, 2 dimes in the middle row, and 1 penny in the bottom row.

G.  \_\_\_\_\_ ¢

A piggy bank containing 3 dimes in the top row and 4 pennies in the bottom row.

H.  \_\_\_\_\_ ¢

A piggy bank containing 4 dimes in the top row and 1 penny in the bottom row.