
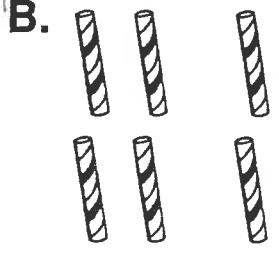
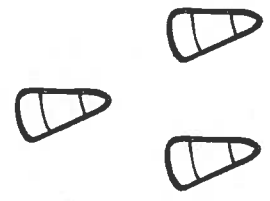

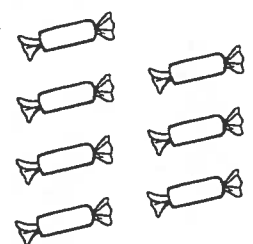


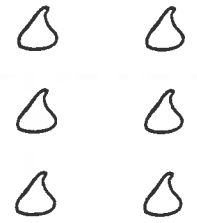
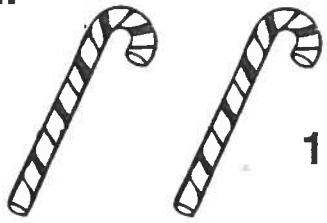
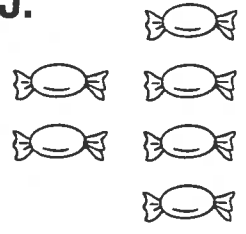


# Candy Counting


**Directions:** Count and add the candy. Write the answer in the box.

<p><b>A.</b></p>  <p style="text-align: right;"><math>2 + 3 = \square</math></p>	<p><b>B.</b></p>  <p style="text-align: right;"><math>4 + 2 = \square</math></p>
<p><b>C.</b></p>  <p style="text-align: right;"><math>1 + 2 = \square</math></p>	<p><b>D.</b></p>  <p style="text-align: right;"><math>3 + 1 = \square</math></p>
<p><b>E.</b></p>  <p style="text-align: right;"><math>4 + 3 = \square</math></p>	<p><b>F.</b></p>  <p style="text-align: right;"><math>2 + 2 = \square</math></p>
<p><b>G.</b></p>  <p style="text-align: right;"><math>5 + 2 = \square</math></p>	<p><b>H.</b></p>  <p style="text-align: right;"><math>3 + 3 = \square</math></p>
<p><b>I.</b></p>  <p style="text-align: right;"><math>1 + 1 = \square</math></p>	<p><b>J.</b></p>  <p style="text-align: right;"><math>2 + 4 = \square</math></p>



# Picking Lemons

**Directions:** "Pick" the lemons on the tree that have number pairs that equal 4. Color them each yellow. Color the lemons that have number pairs that do not equal 4 green.



Name: \_\_\_\_\_ Date: \_\_\_\_\_

# Count Up the Ants!

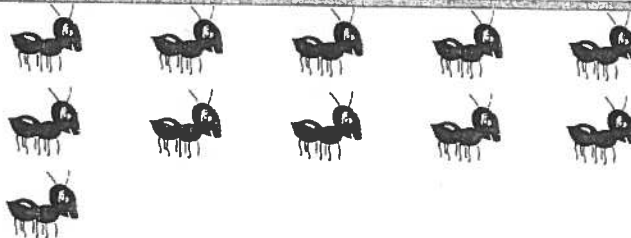
Directions: Count the ants. Then, answer the questions.

1




How many ants? \_\_\_\_\_

2



How many ants? \_\_\_\_\_

3



How many ants? \_\_\_\_\_

4




How many ants? \_\_\_\_\_

Name: \_\_\_\_\_ Date: \_\_\_\_\_


# How Many Apples?

Directions: Write the number.


1



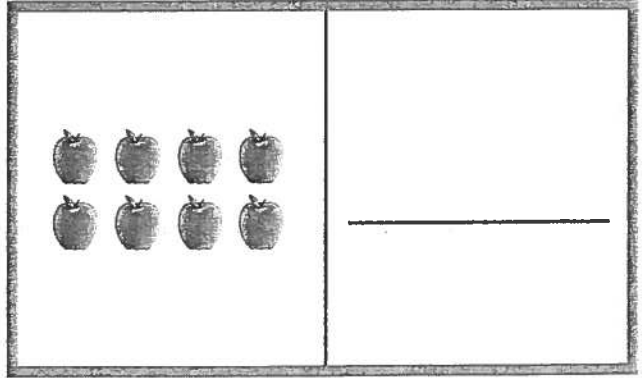
2



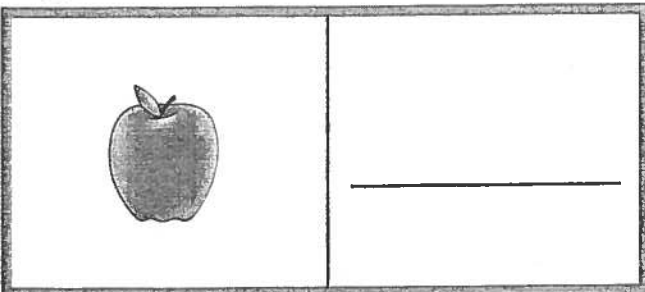
3




4



5



6



Look at the pictures. Write the letter you hear at the **beginning** of each word.



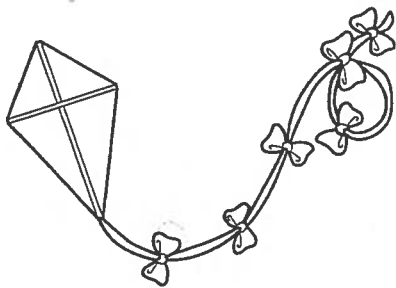
at



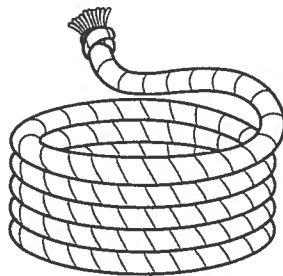
og




ar



ite




ope




ish



eaf



est



oat



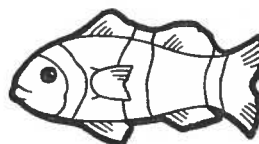

# Beginning Sound Match

**Directions:** Color the pictures in each row that begin with the letter shown.


B




F



L




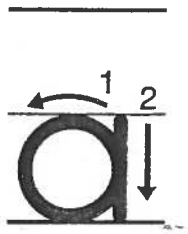
M



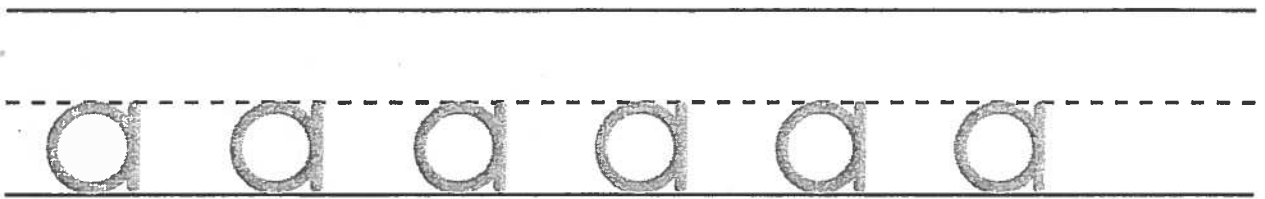
R




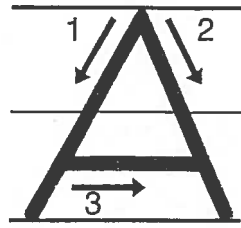
Ready, Set, Learn!



**Directions:** Trace each letter and word. Then write them as many times as you can.



Ready, Set, Learn



**Directions:** Trace each letter and word. Then write them as many times as you can.

