

September 23rd

First Grade Homework – due on September 30th

- Spelling Test - every Tuesday

- Friday Quizzes

Language – final sounds

Reading Comprehension

Math - 1 – 2 digit subtraction

- please practice reading and writing at home

Math Book Vol. 3 - please answer pages 457- 458

1st Grade
Spelling Words

ea

cheap

dream

teach

stream

seal

please

speak

cream


treat

clean


Using a dictionary, look up the meaning of the words. On a separate sheet of paper, do the following.

1. Write the definition of each word.
2. Write a sentence for each word

Say the names of the pictures and listen to their ending sounds.



crown



pan





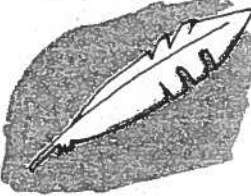


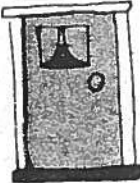



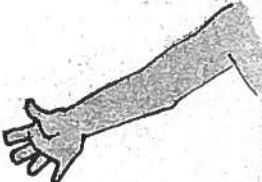



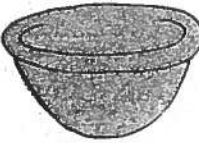





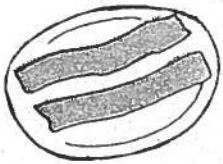
baker




tiger

Look at the words. The ending sounds you hear are made by the consonant letters *n* or *r*.

Say the name of each picture. Print the missing consonant letter that makes the sound you hear at the end of each word.


 bea <u>r</u>	 ove _____	 feathe _____	 dru _____	 kitte _____
 doo _____	 sea _____	 fou _____	 ca _____	 ar _____
 chai _____	 dee _____	 jee _____	 bow _____	 broo _____
 seve _____	 lio _____	 ta _____	 ma _____	 baco _____



Say the names of the pictures and listen to their ending sounds.



bow/



shovel/









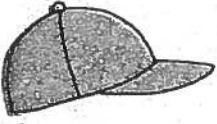


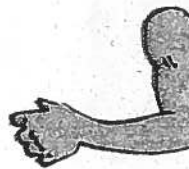
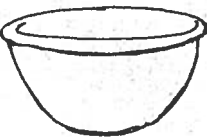









broom



jam

Look at the words. The ending sounds you hear are made by the consonant letters / or m.

Say the name of each picture. Print the missing consonant letter that makes the sound you hear at the end of each word.


 sea_	 dru_	 coa_	 sou_	 shee_
 came_	 ca_	 broo_	 gir_	 ar_
 bow_	 cu_	 ba_	 ca_	 whee_
 gu_	 ma_	 fee_	 stoo_	 foo_

Name _____

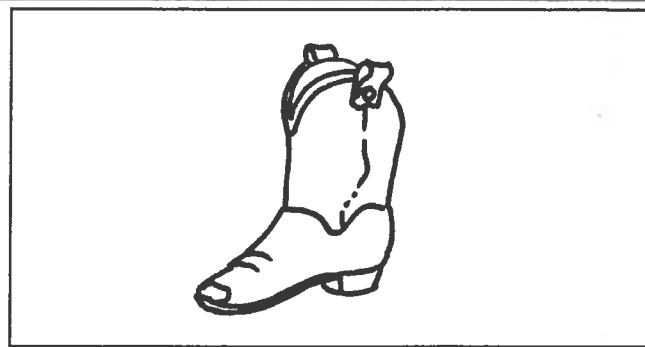
Skill: Reading Words—Test 1

DIRECTIONS:


Look at each picture. Then, mark the word that best describes the picture on each line below it.



1. **hill** **doll** **ball**
2. **girl** **boy** **dog**
3. **hop** **top** **toy**



7. **one** **two** **three**
8. **shoe** **boot** **toot**
9. **fall** **down** **tall**



4. **cat** **take** **cake**
5. **candle** **candy** **house**
6. **Sunday** **birthday** **moon**




10. **clown** **town** **sit**
11. **funny** **hit** **bunny**
12. **red** **bed** **laugh**

Name _____


Skill: Reading Words—Test :

DIRECTIONS:


Look at each picture. Then, mark the word that best describes the picture on each line below it.



1. **call** **ball** **bill**
2. **sand** **sound** **round**
3. **star** **stamp** **sat**



7. **dark** **back** **duck**
8. **feathers** **fin** **egg**
9. **quack** **moo** **meow**



4. **sun** **fun** **set**
5. **blue** **green** **yellow**
6. **hot** **hit** **pot**



10. **puppy** **happy** **sad**
11. **bring** **hang** **sing**
12. **done** **dance** **bone**

Name _____

Skill: Word Study—Test 1

DIRECTIONS:

One or more letters are underlined in each of the words below. Read each word, then mark the space under the answer choice that has the same sound as the underlined letter or letters.

1. begin

all

can

cab

8. plan

plum

land

net

2. came

can

city

tame

9. sleep

slap

sheep

see

3. her

mother

tar

hard

10. pretty

party

pat

prune

4. car

cold

far

kitten

11. still

ship

sell

cost

5. bird

hard

first

won

12. best

lost

bet

slap

6. push

pull

hurt

shell

13. dog

done

gas

hot

7. swim

time

swing

sing

14. trash

shop

train

stop

Name _____

Skill: Vocabulary—Test 1

DIRECTIONS:

Choose the word that best completes each sentence. Mark the correct word.

1. A word that means very pretty is _____.

- beautiful
- dark
- nice

2. The first meal of the day is called _____.

- dinner
- lunch
- breakfast

3. To take away the dirt is to _____.

- dirty
- clean
- sweet

4. The land outside of a city is called the _____.

- house
- country
- tree

5. To go in a car down the road is to _____.

- drink
- draw
- drive

6. To hand something over is to _____.

- give
- park
- hold

7. An open place in something is a _____.

- table
- swing
- hole

8. A short letter to someone is a _____.

- note
- present
- hurt

Name _____

Skill: Narrative Passages

DIRECTIONS:

Read each story. Then, read each question and mark the space for the answer you think is right. Write your answer for number five on a separate sheet of paper.

Our class has a pet. He has white fur and long ears. He likes to hop around the room. He has four black feet. His name is Boots.

1. Our pet's name is _____.

- White** **Hopper** **Boots**

2. He has long _____.

- feet** **ears** **fur**

3. Our pet is a _____.

- rabbit** **dog** **turtle**

4. Boots is a good name because _____.

- he is a rabbit**
 he is funny
 he has black feet

5. What pet would you like for your classroom?

It is time to eat. Mother puts turkey on white bread for me. I ask for more, and she fixes it. Now I can have two cookies!

1. It is time to _____.

- sleep** **eat** **go**

2. I eat turkey and _____.

- cake** **ears** **bread**

3. The first thing I ate was a _____.

- sandwich** **salad** **cookie**

4. Why did I ask for more?

- It was time to eat**
 I was hungry
 I didn't like the food

5. What do you think I had to drink with my meal?

Name _____

Skill: Narrative Passages

DIRECTIONS:

Read each story. Then, read each question and mark the space for the answer you think is right. Write your answer for number five on a separate sheet of paper.

Betty had a party. Her friends brought boxes wrapped in pretty paper. Betty blew out the candles. Everyone ate cake and ice cream.

1. Who had a party?

Betty **everyone** **friends**

2. Everyone ate _____.

candles **boxes** **cake**

3. The children brought _____.

cake **presents** **balloons**

4. What kind of party did Betty have?

a dance
 a Halloween party
 a birthday party

5. What kind of party would you like to have?

Juan was playing with his train. The doorbell rang and he jumped. His train fell off the table and broke. Father helped fix the train.

1. Who was playing?

father **Juan** **the train**

2. The doorbell rang and Juan _____.

ran **jumped** **broke**

3. Who broke the train?

Juan **father** **a friend**

4. Why did Juan jump?

His father yelled
 His train fell
 He was surprised

5. How do you think Juan felt about the broken train?



PRE-TEST

Name _____

Chapter 6

Add.

$$\begin{array}{r} 23 \\ +19 \\ \hline \end{array}$$

$$\begin{array}{r} 16 \\ +17 \\ \hline \end{array}$$

$$\begin{array}{r} 13 \\ +28 \\ \hline \end{array}$$

$$\begin{array}{r} 37 \\ +18 \\ \hline \end{array}$$

$$\begin{array}{r} 53 \\ +39 \\ \hline \end{array}$$

$$\begin{array}{r} 47 \\ +23 \\ \hline \end{array}$$

$$\begin{array}{r} 57 \\ +34 \\ \hline \end{array}$$

$$\begin{array}{r} 73 \\ +18 \\ \hline \end{array}$$

$$\begin{array}{r} 49 \\ +11 \\ \hline \end{array}$$

$$\begin{array}{r} 64 \\ +18 \\ \hline \end{array}$$

$$\begin{array}{r} 25 \\ +16 \\ \hline \end{array}$$

$$\begin{array}{r} 24 \\ +37 \\ \hline \end{array}$$

$$\begin{array}{r} 26 \\ +18 \\ \hline \end{array}$$

$$\begin{array}{r} 35 \\ +16 \\ \hline \end{array}$$

$$\begin{array}{r} 51 \\ +29 \\ \hline \end{array}$$

Subtract.

$$\begin{array}{r} 42 \\ -18 \\ \hline \end{array}$$

$$\begin{array}{r} 24 \\ -18 \\ \hline \end{array}$$

$$\begin{array}{r} 34 \\ -17 \\ \hline \end{array}$$

$$\begin{array}{r} 44 \\ -35 \\ \hline \end{array}$$

$$\begin{array}{r} 93 \\ -74 \\ \hline \end{array}$$

$$\begin{array}{r} 86 \\ -37 \\ \hline \end{array}$$

$$\begin{array}{r} 75 \\ -38 \\ \hline \end{array}$$

$$\begin{array}{r} 66 \\ -49 \\ \hline \end{array}$$

$$\begin{array}{r} 51 \\ -27 \\ \hline \end{array}$$

$$\begin{array}{r} 22 \\ -18 \\ \hline \end{array}$$

$$\begin{array}{r} 31 \\ -18 \\ \hline \end{array}$$

$$\begin{array}{r} 43 \\ -24 \\ \hline \end{array}$$

$$\begin{array}{r} 52 \\ -36 \\ \hline \end{array}$$

$$\begin{array}{r} 71 \\ -43 \\ \hline \end{array}$$

$$\begin{array}{r} 82 \\ -66 \\ \hline \end{array}$$




Lesson 6

Subtraction (2-digit)

Name _____

Rename 61 as 5 tens and 11 ones.

$$\begin{array}{r} 61 \\ -43 \\ \hline \end{array}$$



Subtract the ones.

$$\begin{array}{r} 511 \\ \cancel{61} \\ -43 \\ \hline 8 \end{array}$$



Subtract the tens.

$$\begin{array}{r} 511 \\ \cancel{61} \\ -43 \\ \hline 18 \end{array}$$

Subtract.

$$\begin{array}{r} 317 \\ 47 \\ -28 \\ \hline \end{array}$$

$$\begin{array}{r} 73 \\ -48 \\ \hline \end{array}$$

$$\begin{array}{r} 84 \\ -66 \\ \hline \end{array}$$

$$\begin{array}{r} 95 \\ -18 \\ \hline \end{array}$$

$$\begin{array}{r} 64 \\ -29 \\ \hline \end{array}$$



$$\begin{array}{r} 56 \\ -38 \\ \hline \end{array}$$

$$\begin{array}{r} 31 \\ -15 \\ \hline \end{array}$$

$$\begin{array}{r} 25 \\ -17 \\ \hline \end{array}$$

$$\begin{array}{r} 33 \\ -19 \\ \hline \end{array}$$

$$\begin{array}{r} 46 \\ -29 \\ \hline \end{array}$$

$$\begin{array}{r} 93 \\ -64 \\ \hline \end{array}$$

$$\begin{array}{r} 82 \\ -55 \\ \hline \end{array}$$

$$\begin{array}{r} 72 \\ -14 \\ \hline \end{array}$$

$$\begin{array}{r} 45 \\ -28 \\ \hline \end{array}$$

$$\begin{array}{r} 61 \\ -23 \\ \hline \end{array}$$

$$\begin{array}{r} 51 \\ -44 \\ \hline \end{array}$$

$$\begin{array}{r} 62 \\ -48 \\ \hline \end{array}$$

$$\begin{array}{r} 37 \\ -19 \\ \hline \end{array}$$

$$\begin{array}{r} 50 \\ -32 \\ \hline \end{array}$$

$$\begin{array}{r} 83 \\ -47 \\ \hline \end{array}$$

$$\begin{array}{r} 92 \\ -73 \\ \hline \end{array}$$

$$\begin{array}{r} 82 \\ -75 \\ \hline \end{array}$$

$$\begin{array}{r} 76 \\ -38 \\ \hline \end{array}$$


$$\begin{array}{r} 47 \\ -29 \\ \hline \end{array}$$

$$\begin{array}{r} 74 \\ -39 \\ \hline \end{array}$$

What Does It Say?

Directions Complete the sentences. Circle the time.

Example:




The hour hand points to 5.

The minute hand points to 12.

5 o'clock
5:00

6 o'clock
6:00

1.




The hour hand points to _____.

The minute hand points to _____.

9 o'clock
9:00

1 o'clock
1:00

2.




The hour hand points to _____.

The minute hand points to _____.

10 o'clock
10:00

2 o'clock
2:00

3.



The hour hand points to _____.

The minute hand points to _____.

12 o'clock
12:00

7 o'clock
7:00