

Spelling Test # 1

*Spelling test will be given on Monday/Tuesday, Sept. 29

- Day # 1 Read each word and draw a line from scrambled word to unscrambled word.
- Day # 2 Read each word and write it on a separate piece of paper.
- Day # 3 Read each word and take a practice test.
- Day # 4 Write any words you got wrong on the practice test 3 times.

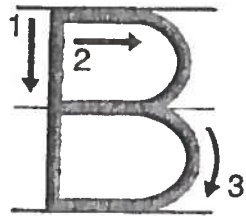
short vowel sound – ‘a’

- | | | |
|----|-----|-----|
| 1. | hat | das |
| 2. | fan | asx |
| 3. | sad | mda |
| 4. | dam | anp |
| 5. | nap | xam |
| 6. | sax | tha |
| 7. | max | afn |

Sight Words

1. was
2. and
3. are

Ready · Set · Learn



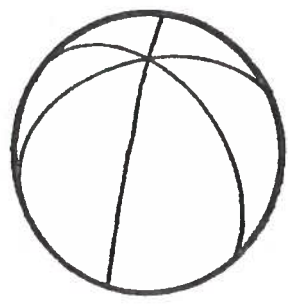
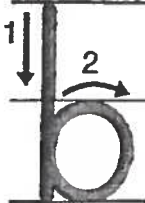
Directions: Trace each letter and word. Then write them as many times as you can.

B B B B B

B

Bear

Ready, Set, Learn!



Directions: Trace each letter and word. Then write them as many times as you can.


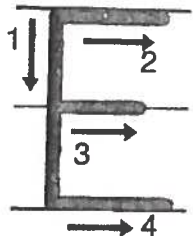
b b b b b b

b

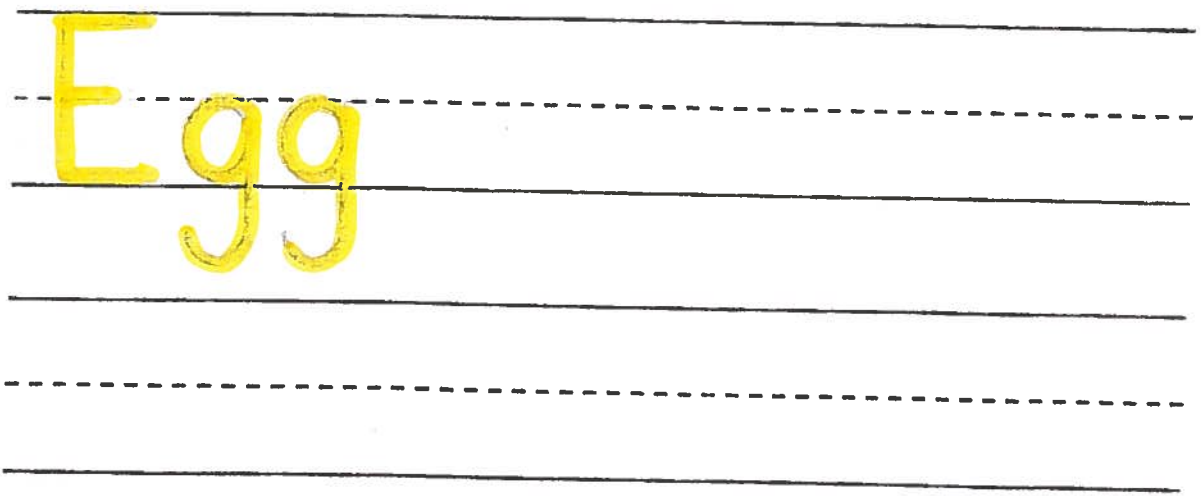

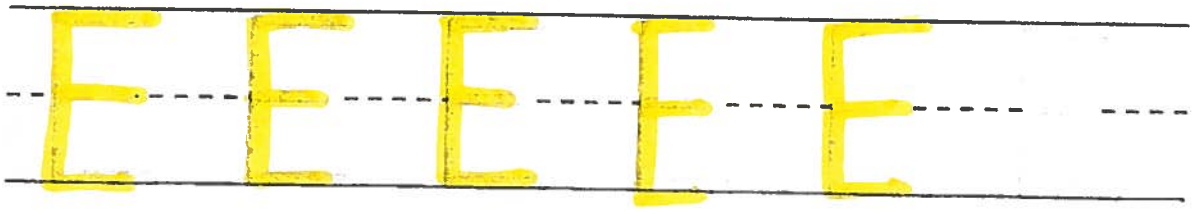
ball

Blank handwriting lines for independent practice.


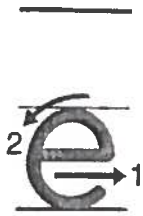

Ready, Set, Learn!



Directions: Trace each letter and word. Then write them as many times as you can.



Ready, Set, Learn!



Directions: Trace each letter and word. Then write them as many times as you can.

e e e e e e e













e

elephant



Which Beginning Sound?










Directions: Say the name for each picture. Circle the letter that makes the beginning sound for each word.

<p>1.</p>  <p>c f h</p>	<p>2.</p>  <p>m k d</p>	<p>3.</p>  <p>f t b</p>	<p>4.</p>  <p>r g l</p>
<p>5.</p>  <p>b m z</p>	<p>6.</p>  <p>g t n</p>	<p>7.</p>  <p>w z d</p>	<p>8.</p>  <p>h f k</p>
<p>9.</p>  <p>k g d</p>	<p>10.</p>  <p>l r m</p>	<p>11.</p>  <p>d s w</p>	<p>12.</p>  <p>p l f</p>



Beginning Sounds

Directions: Say the name for each picture below. Print both the capital and lowercase letters that represent its beginning sound. The first one has been done for you.



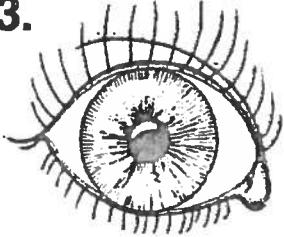

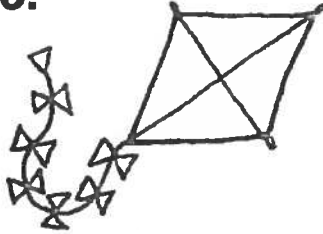

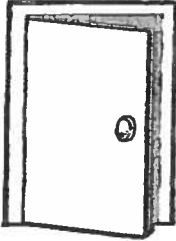

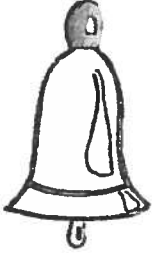
<p>1.</p>  <hr/> <p>Nn</p> <hr/>	<p>2.</p>  <hr/> <hr/> <hr/>	<p>3.</p>  <hr/> <hr/> <hr/>
<p>4.</p>  <hr/> <hr/> <hr/>	<p>5.</p>  <hr/> <hr/> <hr/>	<p>6.</p>  <hr/> <hr/> <hr/>
<p>7.</p>  <hr/> <hr/> <hr/>	<p>8.</p>  <hr/> <hr/> <hr/>	<p>9.</p>  <hr/> <hr/> <hr/>

Ready · Set · Learn !!



Beginners

Directions: Write the letter that begins each word. Color the pictures.

<p>1.</p>  <p>letter _____</p>	<p>2.</p>  <p>letter _____</p>	<p>3.</p>  <p>letter _____</p>
<p>4.</p>  <p>letter _____</p>	<p>5.</p>  <p>letter _____</p>	<p>6.</p>  <p>letter _____</p>
<p>7.</p>  <p>letter _____</p>	<p>8.</p>  <p>letter _____</p>	<p>9.</p>  <p>letter _____</p>




Ready · Set · Learn !!



Change One Sound




Directions: Say the name for each picture. Write the sounds you hear. Use the word family at the beginning of each row to help you spell. Read the rhyming words.

1.

-op			
-----	---	--	---




<hr/> <hr/> <hr/>	<hr/> <hr/> <hr/>	<hr/> <hr/> <hr/>
-------------------	-------------------	-------------------

2.

-ug			
-----	---	--	---

<hr/> <hr/> <hr/>	<hr/> <hr/> <hr/>	<hr/> <hr/> <hr/>
-------------------	-------------------	-------------------

3.

-en			
-----	---	--	---

<hr/> <hr/> <hr/>	<hr/> <hr/> <hr/>	<hr/> <hr/> <hr/>
-------------------	-------------------	-------------------

