

2nd Grade Spelling Test

#3

1. picnic
2. magnet
3. bandana
4. remember
5. contrast
6. stuck
7. service
8. people
9. castle
10. pumpkin
11. Autumn
12. Halloween

1. Write spelling words in alphabetical order.
2. Write the definition of each word.
3. Write a sentence using each spelling word.

To form plurals of most nouns add s. When the singular ends in s, ch, sh, x or z add es. Read the words. Print the plural of each noun on the line.



1. pencil

1. _____

2. road

2. _____

3. box

3. _____

4. bus

4. _____

5. porch

5. _____

6. duck

6. _____

7. buzz

7. _____

8. peach

8. _____

9. ball

9. _____

10. bird

10. _____

11. dish

11. _____

12. lunch

12. _____

Compound Words

Name the picture. It is a compound word. Write the two words that make the compound word on the lines. Then write the compound word that names the picture. Write a sentence using the compound word.



_____ + _____ = _____



_____ + _____ = _____



_____ + _____ = _____



_____ + _____ = _____

Prefixes *un-*, *re-* ■ Part 3

Think of a word for each clue.

Use the Word Bank.

Complete the puzzle.

Word Bank

uneven unhappy unpack unsafe untrue
remake replace reread reuse rewrite

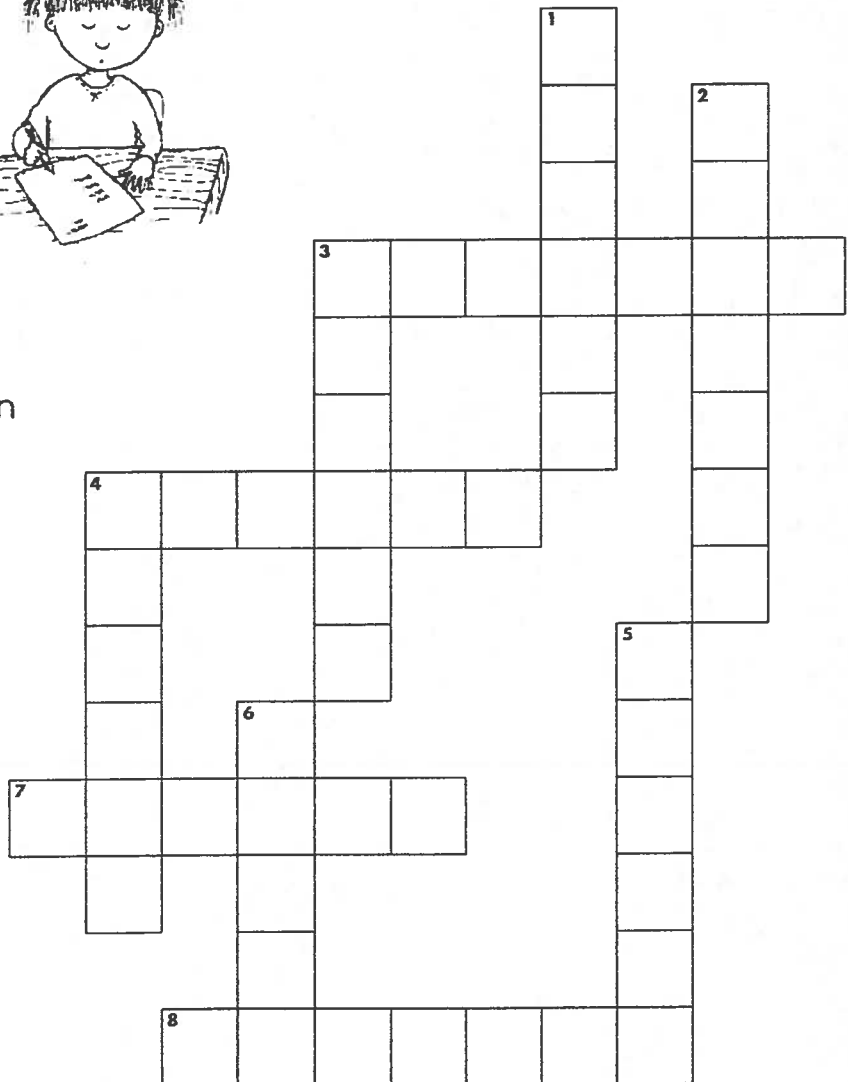
Across

3. sad; not happy
4. dangerous; not safe
7. to read again
8. to write again



Down

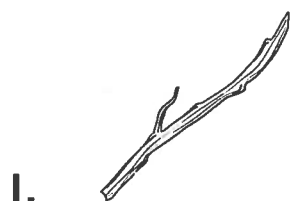
1. to make something again
2. to put a new thing in the place of an old thing
3. to take things out of a box, bag, or suitcase
4. not level or even
5. false; not true
6. to use again



Name _____

Two letters can be blended together, such as **cl**, **dr**, **sk**, **sl**, and **st**. Listen to the beginning sounds in **slip** and the ending sounds in **best**.


A. Look at the picture. Write the missing blend for each word.



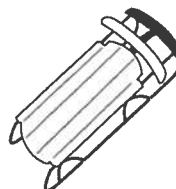
_____ ick



ma _____



_____ ock



_____ ed



ca _____



_____ ess

When two consonants come between two vowels, you divide the word between the two consonants to find the syllables.

B. Divide each word into syllables. Write the syllables on the lines provided.

7. velvet _____

8. contest _____

9. picnic _____

10. sudden _____

Name _____

To figure out a new word, look for a **prefix**, or word part at the beginning of the word.

The prefix **re-** means "again."

The prefix **un-** means "not."

The prefix **dis-** means "opposite of."

Read each sentence. Underline the word that has a prefix. Then write the word and its meaning.

1. The others disagree.

2. They look up but are unable to see anything.

3. Its brown coat makes it seem to disappear into the woods.

4. The deer slips away unseen.

5. The class retraces their steps back to the bus.

 **Test Practice** *continued*


Write the numbers 9–14 on your paper. Read the passage and look at the numbered, underlined parts. Choose the correct way to write each underlined part. If it is already correct, choose “Correct as it is.” Write the letter for the answer you choose.

A spider uses its web to catch insects for food the spider’s
(9)
web is sticky insects get trapped in it. The spider eats these
(10)
helpless insects? but the spider does not get trapped in its own
(11)
web. Do you know why? Only some threads of the web are
(12)
sticky, Other threads are not sticky. The spider knows the
(13)
difference. it stays off the sticky threads.
(14)

- | | |
|-----------------------|---------------------|
| 9 A food. the | 12 F why and only |
| B food. The | G why. Only |
| C food and. The | H why? only |
| D Correct as it is | J Correct as it is |
| 10 F sticky? Insects | 13 A sticky. Other |
| G sticky. insects | B sticky! other |
| H sticky, and insects | C sticky other |
| J Correct as it is | D Correct as it is |
| 11 A insects but | 14 F difference, It |
| B insects, but | G difference? it |
| C insects? But | H difference. It |
| D Correct as it is | J Correct as it is |

Write about a Sport



Think about a game you and a friend like to play. Write a story about a time you played the game.



Place Value

Across



1. 2 hundreds + 6 tens + 8 ones
3. 3 hundreds + 9 tens + 7 ones
5. 4 thousands + 7 hundreds + 8 tens + 0 ones
7. three thousand three hundred thirty-three
8. 200 less than 9235
9. six hundred twenty-two
11. 6 hundreds + 7 tens + 8 ones
13. 500 less than 5890
15. 8 thousands + 1 hundred + 2 tens + 6 ones
16. 70 more than 120
17. two thousand five hundred fifty



(Check your answers with the down numbers.)

Down

1. 2 thousands + 9 hundreds + 5 tens + 9 ones
2. eight thousand four hundred thirty-three
3. 2000 more than 1036
4. 7 thousands + 3 hundreds + 9 tens + 2 ones
6. 1000 less than 8354
10. two thousand five hundred ninety-nine
11. 10 less than 695
12. 400 more than 422
14. 3 hundreds + 1 ten + 0 ones



Galápagos penguins

Count the Coins


Directions Count on to find the total amount.

1.




16 ¢

2.




_____ ¢

3.



_____ ¢

4.



_____ ¢

Check Your Money "Cents"


Solve.

5. Robert has 4 nickels and 3 pennies.
Can he buy the grapes?

Circle Yes or No.

Yes

No




Practice 23




Directions: There are 60 minutes in one hour. The numbers on the face of a clock not only tell the hour, but when counted by 5's, the numbers also tell the number of minutes! Count by 5's to fill in the missing minutes. Write the time on the lines below each clock.

1.




___ : ___

4.




___ : ___

2.



___ : ___

5.



___ : ___

3.



___ : ___

6.




___ : ___

Practice 27




Arthur has a busy afternoon. Help him plan his schedule by filling in the boxes below with the correct times.

1. Arthur's mom picks him up from school at




What time is it?

2. His eye doctor appointment is at



What time is it?


3. Dr. Iris takes Arthur into her office at



What time is it?

4. Arthur and his mother leave Dr. Iris' office at

They arrive at a store thirty minutes later. Show the time.



What time is it?

